

FEATURES

- 2 Form C (2PDT) gold overlay silver-palladium cross-bar contacts
- High Sensitive type
- For high density PC Board mounting
- Using at telecommunication, domestic appliances, office machine, audio equipment, remote control, etc



ORDERING INFORMATION

RS — 12
1 2

1. Type
2. Coil Nominal Voltage

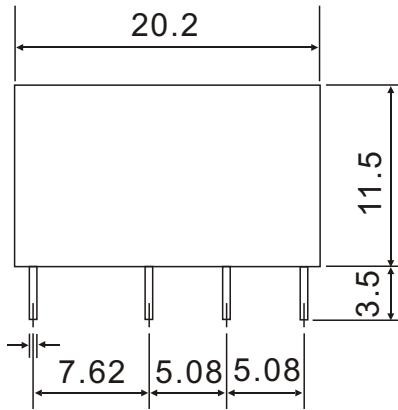
CONTACT RATING

2 Form C (2PDT)	AC 125V/ 1.0 A	DC 30V/ 1.25 A
	Max. Switch Current	2A

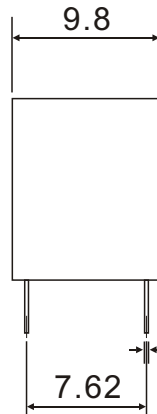
COIL DATA(0.15W, at 25°C)

Coil Nominal Voltage (VDC)	Resistance Tol.±10% (Ohms)	Nominal Current (mA)	Maximum Pick Up Voltage (V)	Minimum Drop Out Voltage (V)
4.5	135	33.3	3.6	0.225
5	167	29.9	4.0	0.250
6	240	25.0	4.8	0.300
9	540	16.7	7.2	0.450
12	960	12.5	9.6	0.600
24	3,840	6.3	19.2	1.200

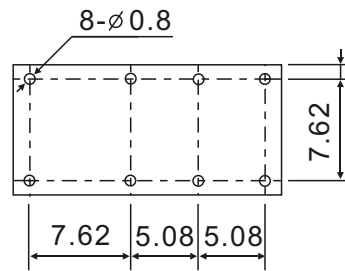
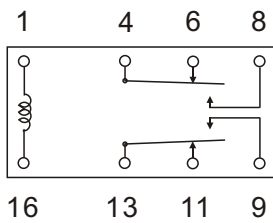
DIMENSIONS(mm)



P.C.B LAYOUT
(BOTTOM VIEW)



WIRING DIAGRAM
(BOTTOM VIEW)



GENERAL DATA

Insulation Resistance	1,000 M Min. (DC 500V)
Dielectric Strength	500 VAC, 50/60Hz between contact.
	1,000 VAC, 50/60Hz between all elements.
Contact Material	Silver- Cadmium Oxide as standard.
Contact Resistance	100 milliohms max. (initial value)
Shock Resistance	Malfunction: 10G(11ms) ; Destructive: 100G(6ms)
Vibration Resistance	Malfunction: 10 to 55 Hz. at Double Amplitude of 1.5 mm
	Destructive: 10 to 55 Hz. at Double Amplitude of 1.5 mm
Operation Time	6 ms max.
Release Time	3 ms max.
Temperature Range	- 30°C ~ + 70°C
Expected Life	With operation rate 30/min.
	Mechanical - 20,000,000 operations min.
	Electrical - 200,000 operations min. at rated load.
Weight	5 grams