

Miniature PCB Relay RE

- 1 pole 6 A, 1 form A (NO) contact
- Sensitive coil 200 mW
- 4 kV coil-contact
- Optimized height 10.6mm
- PCB area 200mm²
- Wash tight
- Product in accordance to IEC 60335-1 (domestic appliances)



Typical applications
PLC's, timers, temperature control, I/O cards, white goods.



Approvals

VDE Cert. No. 40010578, UL E214025
Technical data of approved types on request.

Contact Data

Contact arrangement	1 form A (NO)
Rated voltage	250VAC
Max. switching voltage	400VAC
Rated current	6A
Limiting making current, max 4s, duty factor 10%	15A
Breaking capacity max.	1500VA
Contact material	AgCdO, AgNi 0.15, AgNi 90/10
Frequency of operation, with/without load	360/72000 ops./h
Operate/release time max.	10/5ms
Bounce time max.	4ms

Contact ratings

Type	Contact	Load	Cycles
IEC 61810			
RE030	A (NO)	6A, 250VAC, cosφ=1, 70°C	100x10 ³
RE034	A (NO)	6A, 250VAC, cosφ=1, 70°C	100x10 ³
UL 508			
RE030	A (NO)	1/4 hp, 240VAC, motor 40°C	30x10 ³
RE030	A (NO)	B300 pilot duty 40°C	6x10 ³
RE034	A (NO)	6A, 250VAC, general purpose, 70°C	100x10 ³
RE034	A (NO)	B300 pilot duty 40°C	6x10 ³
Mechanical endurance	>30x10 ⁶ ops.		

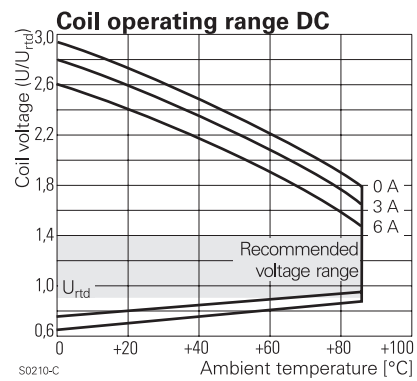
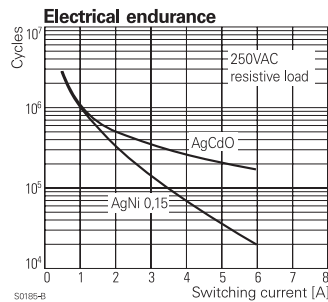
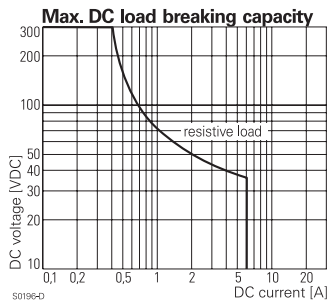
Coil Data

Coil voltage range	5 to 48 VDC
Operative range, IEC 61810	2
Coil insulation system according UL1446	F

Coil versions, DC coil

Coil code	Rated voltage VDC	Operate voltage VDC	Release voltage VDC	Coil resistance Ω±10% ¹⁾	Rated coil power mW
5	5	3.5	0.5	125	200
6	6	4.2	0.6	180	200
12	12	8.4	1.2	720	200
18	18	12.6	1.8	1620	200
24	24	16.8	2.4	2880 ¹⁾	200
48	48	33.6	4.8	11520 ¹⁾	200

¹⁾ Coil resistance ±15%.
All figures are given for coil without pre-energization, at ambient temperature +23°C.
Other coil voltages on request.



Insulation Data

Initial dielectric strength	
between open contacts	1000V _{rms}
between contact and coil	4000V _{rms}
Initial insulation resistance	
open contact circuit	>10x10 ⁹ Ω
coil-contact circuit	>10x10 ⁹ Ω
Clearance/creepage	
between contact and coil	≥4/4mm
Material group of insulation parts	IIIa
Tracking index of relay base	PTI250V

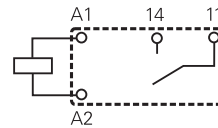
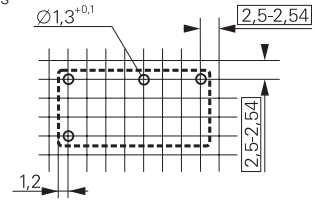
Miniature PCB Relay RE (Continued)

Other Data

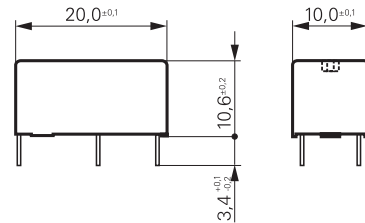
Material compliance: EU RoHS/ELV, China RoHS, REACH, Halogen content refer to the Product Compliance Support Center at www.te.com/customer-support/rohssupportcenter	
Resistance to heat and fire	according EN 60335, par.30
Ambient temperature	-40 to +70°C -40 to +85°C at 4A
Category of environmental protection	
IEC 61810	RTIII - wash tight
Vibration resistance (functional)	10g
Terminal type	PCB-THT
Resistance to soldering heat THT	
IEC 60068-2-20	260°C/5s
Packaging/unit	tube/25 pcs.

PCB layout / terminal assignment

Bottom view on solder pins



Dimensions



Product code structure

Typical product code **RE 0 3 2 012**

Type

RE Miniature PCB Relay RE

Version

0 Wash tight

Contact Configuration

A form A (NO) contact

Contact material

1 AgNi 0.15	2 AgNi 0.15 gold plated	5 AgNi 90/10 gold plated
4 AgNi 90/10	0 AgCdO	6 AgCdO gold plated

Coil

Coil code: please refer to coil versions table

Product code	Version	Contacts	Contact material	Coil	Part Number
RE030005	wash tight	1 form A	AgCdO	5VDC	1393217-1
RE030006		1 NO contact		6VDC	1393217-2
RE030012				12VDC	1393217-4
RE030024				24VDC	1393217-8
RE030048				48VDC	1-1393217-1
RE032005			AgNi 0.15 gold plated	5VDC	1-1393217-9
RE032006				6VDC	2-1393217-0
RE032012				12VDC	2-1393217-2
RE032024				24VDC	2-1393217-4
RE032048				48VDC	2-1393217-5
RE034005			AgNi 90/10	5VDC	2-1416010-3
RE034006				6VDC	2-1416010-4
RE034012				12VDC	2-1416010-6
RE034024				24VDC	2-1416010-7
RE034048				48VDC	2-1416010-8